

Redefining Patient Handling



Bathing Lifts



# Your complete range of bathing hoists

Combined, the Oxford Dipper, Mermaid and Ranger are one of the most functional, tried and trusted bathing systems on the market, allowing patients to bathe in complete safety and comfort.

The unique compatibility of these three products ensures patient transfers are kept to a minimum.

These products are ideally suited to the following environments:

- **Dipper:** Pool and quayside
- **Ranger:** A bath and pool transit system
- **Mermaid:** Bath only



Dipper and Ranger Transporter system



The Dipper is for use at swimming pools, therapy pools and quayside locations with a specification that is highly functional and easy to use. Its design assures full integration with the pool or quayside environment.

The market leading Dipper is a proven, reliable and safe method of gaining access to the water and has a weight capacity of 140kg (22st).

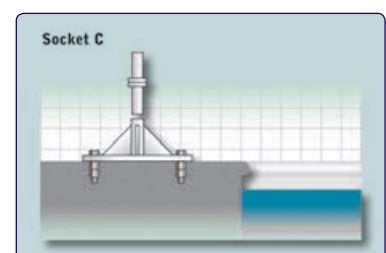
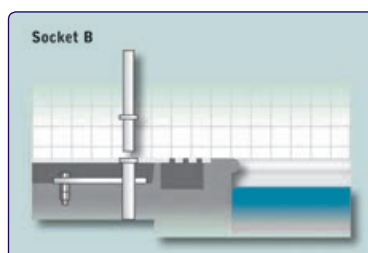
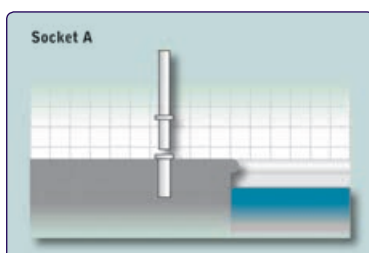
The Dipper hoist can be used either with a spreader bar and sling arrangement or the Ranger Transporter chair.



Dipper with spreader bar and sling arrangement

## Floor fixing options

For maximum flexibility when installing, the Oxford Dipper is available with 3 floor fixing options. This ensures the Dipper is suitable for use in any location.



The Mermaid hoist is a fixed bath-side hoist that enables patients to safely transfer in and out of the bath.

Available in both electric and manual versions the Mermaid can be fixed either to the side or end of the bath.

The Mermaid can be used with either a fixed seat option or the Ranger Transporter system.



Mermaid (Electric) with Ranger seat



Mermaid (Manual) with fixed seat option

## Key Features & Options

- Electric or manual options
- Wooden and concrete floor fixings are supplied as standard
- Optional side or end fit configuration
- Choice of Fixed seat or Ranger Transporter system
- Emergency stop/emergency raise (electric option)
- Detachable battery pack (electric option)
- Hand control (electric option)
- Lap strap for patient safety
- Optional safety harness for added security

The Ranger Transporter system provides easy access to bath-side or pool-side locations. It can also be used as a toileting aid and is available with several options.

## Key Features

- Commode seat
- Safety arms with connecting strap
- Adjustable footrest
- Lap strap

## Options & Accessories

- Footrest (fabric)
- Bed pan commode
- Shower seat
- Safety harness



Ranger Transporter chair

# Technical Specifications

Specification	Dipper
Safe Working Load	140kg / 22st / 309lbs
Boom Length	1498 mm
Height (socket A & B, boom lowered)	1422 mm
Height (socket A & B, boom full elevation)	2108 mm
Base of Seat Above Floor Level (socket A & B)	889 mm
Base of Seat Below Floor Level (socket A & B)	914 mm
Height (socket C, boom lowered)	1572 mm
Height (socket C, boom full elevation)	2258 mm
Base of Seat Above Floor Level (socket C)	1039 mm
Base of Seat Below Floor Level (socket C)	764 mm
Weight - Mast Assembly	15.4 kg
Weight - Boom Assembly	10.4 kg
Weight - Chair Support Tube	3.6 kg
Weight - Ranger Seat	4.5 kg
Weight - Ranger Chassis	8.7 kg
Weight - Spreader Bar Assembly	1.7 kg

Specification	Mermaid
Safe Working Load	125kg / 20st / 276lbs
Maximum Height to Base of Seat	740 mm
Minimum Height to Base of Seat	140 mm
Maximum Seat Travel	485 mm
Maximum Seat Width	450 mm
Maximum Width Between Arms	395 mm
Maximum Seat Depth	410 mm
Centre of Seat to Centre of Mast	430 mm
Maximum Seat Turning Radius	850 mm
Maximum Seat Turning Radius (with end fitting arm option)	865 mm
Maximum Clearance from Mast (to allow for seat rotation)	1000 mm
Total Weight - Mermaid Manual	29 kg
Total Weight - Mermaid Electric	37 kg

Specification	Ranger Seat
Maximum Height to Base of Seat	740 mm
Minimum Height to Base of Seat	140 mm
Maximum Seat Travel	485 mm
Maximum Seat Width	360 mm
Maximum Width Between Arms	430 mm
Maximum Seat Depth	410 mm
Centre of Seat to Centre of Mast	430 mm
Maximum Seat Turning Radius	840 mm
Maximum Seat Turning Radius (with end fitting arm option)	890 mm
Minimum Clearance from Mast (to allow for seat rotation)	1000 mm
Total Weight - Ranger Chair	13.3 kg

Specification	Ranger Transporter
Maximum Width	610 mm
Maximum Depth	560 mm
Maximum Height	610 mm
Seat Height	510 mm
Seat to Footrest	430 - 480 mm

Specifications may vary due to manufacturing tolerances

## Warranty

Please contact your authorised distributor for details.



Scan me!

